



# The Google Doodle Project



# Lesson 1



# Task: Complete a research poster about Google Doodles

What should my research include?

- 1) Your poster should have an effective design, with clear titles, nice background and images
- 2) Information about Google Doodles and who makes them
- 3) Choose your 4 Google Doodles and write about them - what event/person it celebrates and how they have been designed to show this
- 4) Your own drawing of your favourite google doodle



# Lesson 2



# Doodle













You will be creating your own Google Doodle and animation:

Go to this website and follow the instructions.

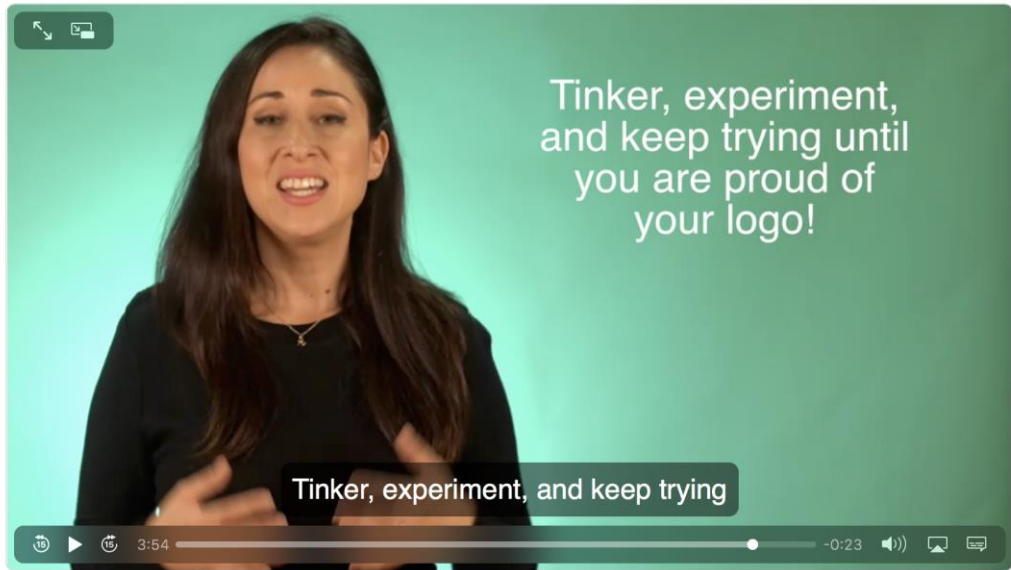
<https://csfirst.withgoogle.com/c/cs-first/en/create-your-own-google-logo/create-your-own-google-logo/create-your-own-google-logo.html>

Remember to watch the videos to help you animate your idea

Choose an Add-On

 Change Color Create an interactive logo by changing letter colors when a key is pressed.	 Say Something Tell a story with talking letters.
 Switch Costume Change the style of a letter each time it's clicked.	 Add Backdrop Add an image behind the logo.
 Edit, Draw or Add Letters Edit, draw, or add an image to change how a letter looks.	 Jumble Letters Make your letters randomly move across the screen.
 Chase Turn your logo into a game where a letter chases the mouse pointer.	 Spin Make a letter spin.
 Change Scene Add a button that changes the scene behind your logo.	 Dance Whirl Make your letters whirl to music.

1. Create your own Google logo



Tinker, experiment, and keep trying


3:54 -0:23

► Transcript Playback Speed: Normal

Instructions

1. Watch the introduction video.
2. Open the Starter Project below.
3. Return to this page and watch more videos to customize your logo.

Links

 Starter Project

[Scratch Community Guidelines](#)